



MUV³⁴

Full Extension Soft-Close Undermount Drawer Slide

SPECIFICATIONS

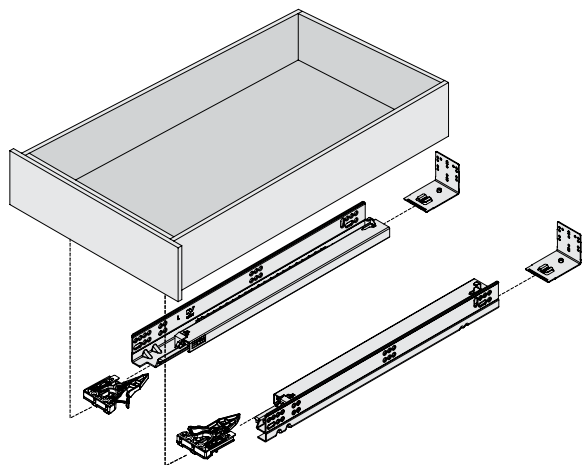
- Number:** Full Extension Soft-Close Undermount Drawer Slide
- Mounting:** Side, for Frame or Frameless Construction
- Height:** 1-7/8"
- Load Rating:** 75-Pound Class
- Finish:** Zinc
- Travel:** Full Extension
- Sizes:** 9", 10", 12", 14", 15", 16", 18", 20", 21", 22"
- Packaged:** Bulk (B): 6 Sets per Carton. Includes Front Release Levers (14" +). 12 Brackets.
Bulk (B): 4 Sets per Carton. Includes Front Release Levers (9", 10", 12"). 8 Brackets (4 Right Hand, 4 Left Hand).
- Rear Brackets:** MUV-RBM Metal Rear Bracket (for use on 14", 15", 16", 18", 20", 21", 22" Slides). 12 Brackets (Unhanded).
MUV-RBP Plastic Rear Brackets (for use with 9", 10", 12" Slides) 8 Brackets (4 Right Hand, 4 Left Hand).
- Fasteners:** MUV-122: #7 x 5/8" Flat Head Screw – Slide
MUV-123: #6 x 1/2" Truss Head Screw – Front Release Levers and Rear Bracket
- Install Jig:** MUV-121

Material Thickness

For use with the following material thicknesses:

3/4"	[19mm]
11/16"	[17.5mm]
5/8"	[16mm]

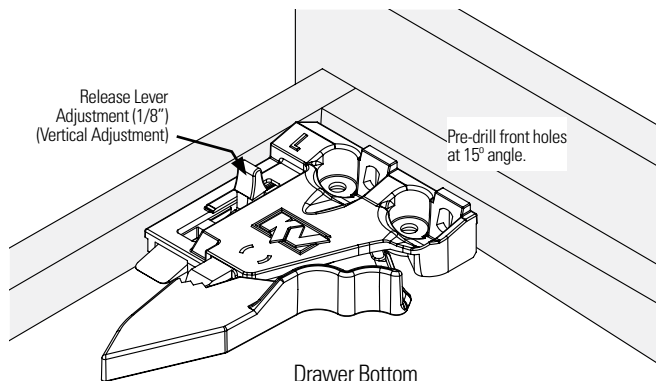
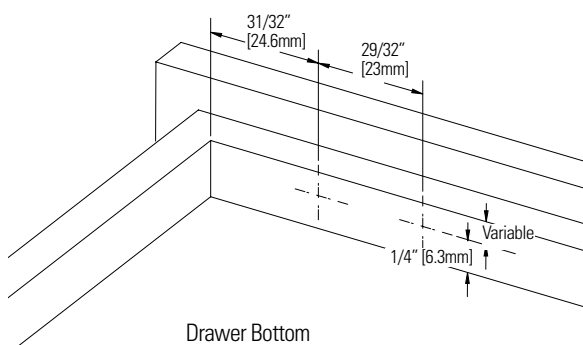
DRAWER ASSEMBLY



Optimal Operation Guidelines for Drawer Width Based on Drawer Height:

Drawer Height up to 6":	Max. Width = Slide Length + 10"
Drawer Height Greater than 6":	Max. Width = Slide length + 10" or 28", whichever is less
Drawer Height Greater than 8":	Max. Width = Slide Length + 10" or 24", whichever is less
Drawer Height Greater than 10":	Max. Width = Slide Length + 10" or 21", whichever is less

DRAWER HARDWARE INSTALLATION



MUV34 Full Extension Soft-Close Undermount Drawer Slide

FACE FRAME APPLICATIONS [WITH DECORATIVE FRONT]



Face Frame Inset Application

Slide Rear Detail

Slide Front Detail

Setback

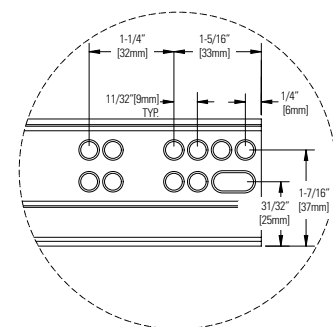
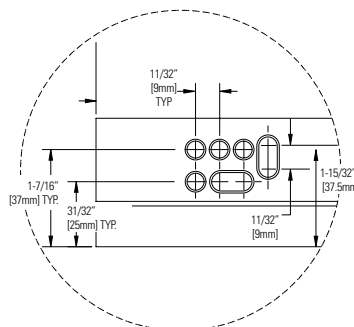
Drawer Front Thickness + 3/16" [5mm]

Depth Range

Min. = Slide Length + Setback + 3/16" [5mm]

Max. = Slide Length + Setback + 1-15/16" [49.2mm] Slides 14" +

Max. = Slide Length + Setback + 1-1/16" [27mm] Slides 9", 10", 12"



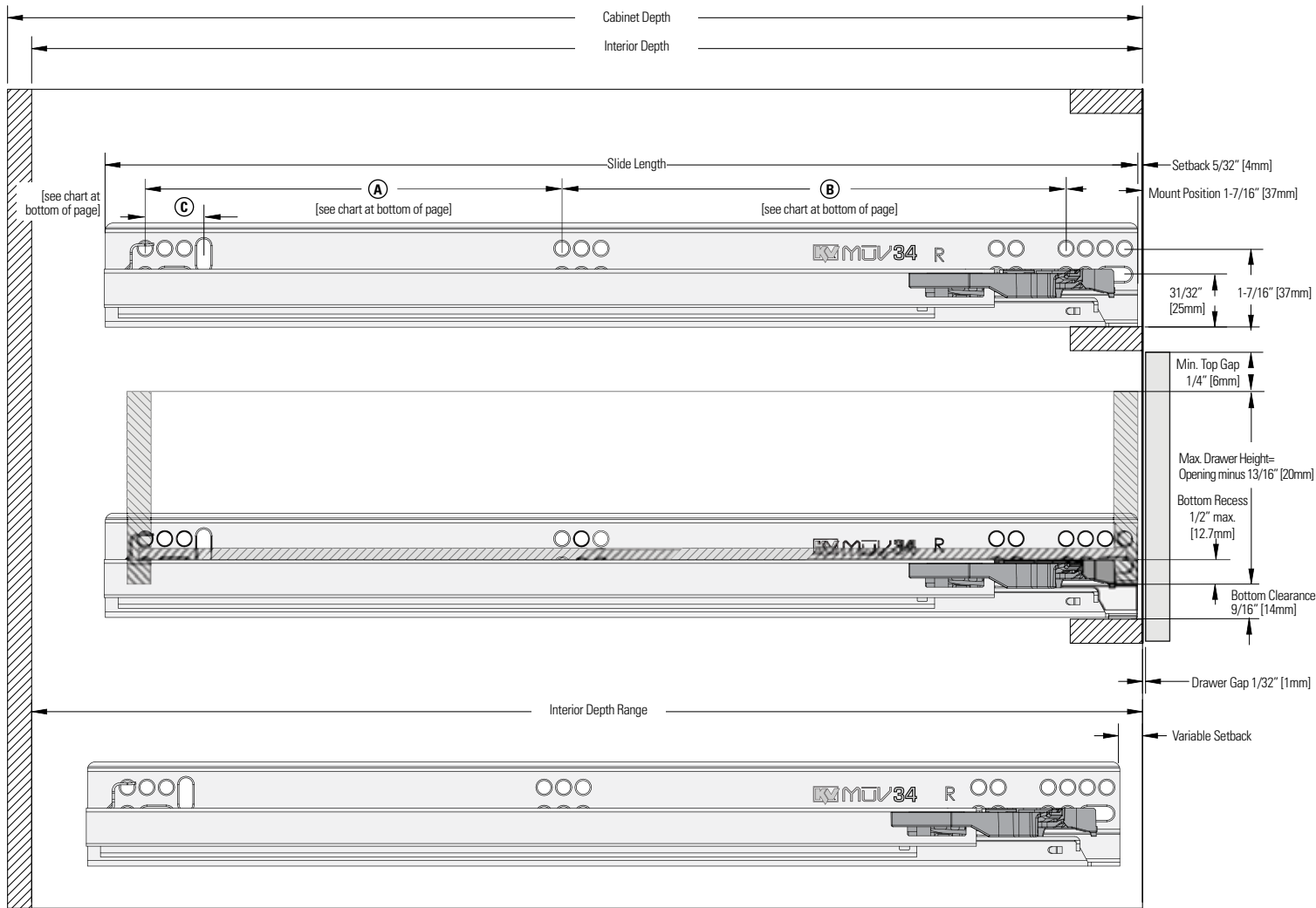
SLIDE	CABINET DEPTH	SLIDE LENGTH	DRAWER LENGTH	MAX INTERIOR DEPTH	MIN INTERIOR DEPTH	MAX. MATERIAL THICKNESS	SETBACK
MUV34 22	24" [610mm]*	22.4" [569mm]	22" [559mm]	24-9/16" [624mm]	22-7/8" [581mm]	3/4" [19mm]	5/32" [4mm]
MUV34 21	24" [610mm]	21.4" [544mm]	21" [533mm]	23-9/16" [598mm]	21-7/8" [555mm]	3/4" [19mm]	5/32" [4mm]
MUV34 20	24" [610mm]*	20.4" [518mm]	20" [508mm]	22-9/16" [573mm]	20-7/8" [530mm]	3/4" [19mm]	5/32" [4mm]
MUV34 18	21" [533mm]	18.4" [467mm]	18" [457mm]	20-9/16" [522mm]	18-7/8" [479mm]	3/4" [19mm]	5/32" [4mm]
MUV34 16	21" [533mm]*	16.4" [417mm]	16" [406mm]	18-9/16" [472mm]	16-7/8" [429mm]	3/4" [19mm]	5/32" [4mm]
MUV34 15	18" [457mm]	15.4" [391mm]	15" [381mm]	17-9/16" [446mm]	15-7/8" [403mm]	3/4" [19mm]	5/32" [4mm]
MUV34 14	18" [457mm]*	14.4" [366mm]	14" [356mm]	16-9/16" [421mm]	14-7/8" [378mm]	3/4" [19mm]	5/32" [4mm]
MUV34 12	15" [381mm]	12.4" [315mm]	12" [305mm]	13-3/4" [349mm]	12-3/4" [324mm]	3/4" [19mm]	5/32" [4mm]
MUV34 10	12" [305mm]	10.15" [258mm]	10" [254mm]	10-3/4" [273mm]	11-3/4" [298mm]	3/4" [19mm]	5/32" [4mm]
MUV34 9	12" [305mm]	10.15" [258mm]	9" [229mm]	10-3/4" [273mm]	11-3/4" [298mm]	3/4" [19mm]	5/32" [4mm]

* When using rear bracket at maximum extension.



MUV34 Full Extension Soft-Close Undermount Drawer Slide

FRAMELESS APPLICATIONS [WITH DECORATIVE FRONT]



Frameless Inset Application

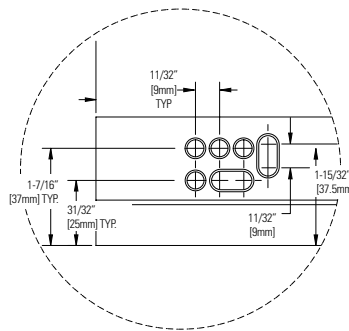
Setback

Setback = Drawer Front Thickness + 3/16" [5mm]

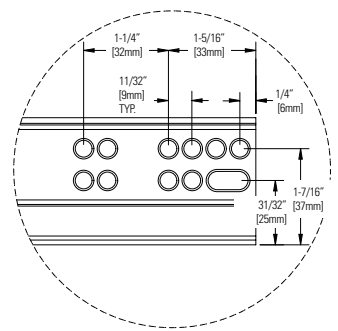
Min. Interior Depth

Slide Length + Setback + 1/8" [3mm]

Slide Rear Detail



Slide Front Detail

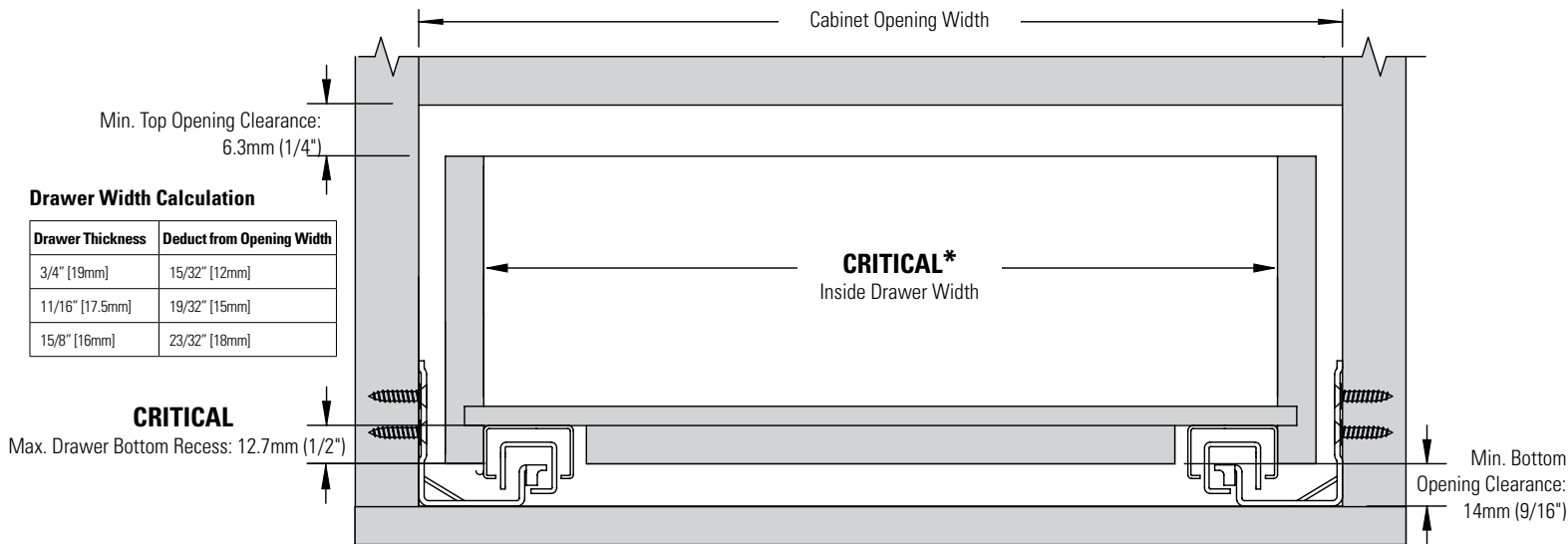


SLIDE	CABINET DEPTH	MIN INTERIOR DEPTH	SLIDE LENGTH	DRAWER LENGTH	A	B	C	MAX. MATERIAL THICKNESS	SETBACK
MUV34 22	24" [610mm]	22-3/4" [578mm]	22.4" [569mm]	22" [559mm]	10-5/64" [256mm]	8-13/16" [224mm]	23/32" [18mm]	3/4" [19mm]	5/32" [4mm]
MUV34 21	24" [610mm]	21-3/4" [553mm]	21.4" [544mm]	21" [533mm]	10-5/64" [256mm]	8-13/16" [224mm]	23/32" [18mm]	3/4" [19mm]	5/32" [4mm]
MUV34 20	21" [533mm]	20-3/4" [527mm]	20.4" [518mm]	20" [508mm]	8-13/16" [224mm]	8-13/16" [224mm]	23/32" [18mm]	3/4" [19mm]	5/32" [4mm]
MUV34 18	21" [533mm]	18-7/8" [479mm]	18.4" [467mm]	18" [457mm]	7-9/16" [192mm]	8-13/16" [224mm]	23/32" [18mm]	3/4" [19mm]	5/32" [4mm]
MUV34 16	18" [457mm]	16-3/4" [425mm]	16.4" [417mm]	16" [406mm]	5-1/32" [128mm]	8-13/16" [224mm]	23/32" [18mm]	3/4" [19mm]	5/32" [4mm]
MUV34 15	18" [457mm]	15-7/8" [403mm]	15.4" [391mm]	15" [381mm]	7-9/16" [192mm]	5-1/32" [128mm]	23/32" [18mm]	3/4" [19mm]	5/32" [4mm]
MUV34 14	15" [381mm]	14-3/4" [375mm]	14.4" [366mm]	14" [356mm]	7-9/16" [192mm]	5-1/32" [128mm]	23/32" [18mm]	3/4" [19mm]	5/32" [4mm]
MUV34 12	15" [381mm]	12-7/8" [326mm]	12.4" [315mm]	12" [305mm]	3-25/32" [96mm]	5-1/32" [128mm]	23/32" [18mm]	3/4" [19mm]	5/32" [4mm]
MUV34 10	12" [305mm]	10-3/4" [273mm]	10.15" [258mm]	10" [254mm]	3-25/32" [96mm]	3-25/32" [96mm]	23/32" [18mm]	3/4" [19mm]	5/32" [4mm]
MUV34 9	12" [305mm]	10-3/4" [273mm]	10.15" [258mm]	9" [229mm]	3-25/32" [96mm]	3-25/32" [96mm]	23/32" [18mm]	3/4" [19mm]	5/32" [4mm]



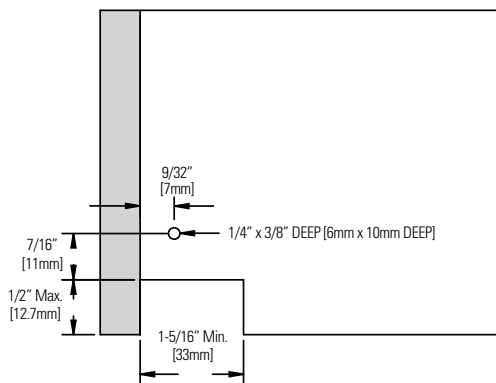
MUV³⁴ Full Extension Soft-Close Undermount Drawer Slide

DRAWER DIMENSIONS FOR FACE FRAME AND FRAMELESS APPLICATIONS

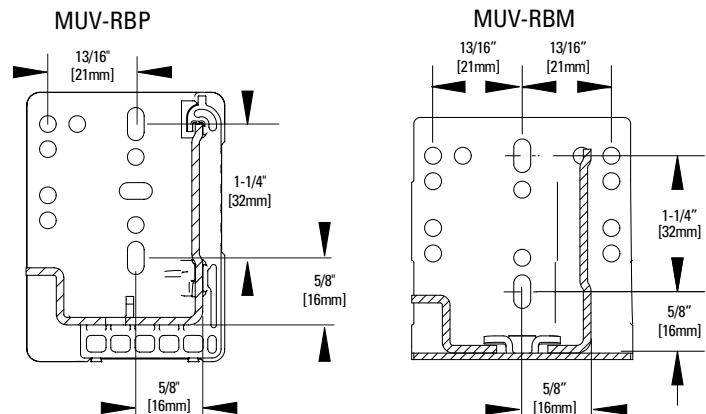


***Cabinet Opening Width Minus 50mm (1-31/32") = Inside Drawer Width**
MuV Maximum Drawer Side Material Thickness: 19mm (3/4")

Drawer Notch & Bore



Rear Brackets



KAPE & VOGT LIMITED LIFETIME WARRANTY FOR COMMERCIAL PRODUCTS

This warranty is given to the initial purchaser of new commercial products purchased from Kape & Vogt and its subsidiaries. The warranty covers defects in materials and workmanship. The warranty does not apply to defects resulting from misuse, damage or abuse, normal wear and tear, accident, modification, improper installation or maintenance, third party materials or damage during shipping. The warranty is not transferable and does not cover any subsequent purchasers of the products. During the Limited Lifetime Warranty period, Kape & Vogt, will, at its option, repair or replace any defective product with a comparable product or component. This Limited Warranty is for repair or replacement of defective products only and does not cover any other costs such as removal, installation, or other related expenses. For warranty service, please contact Kape & Vogt, 2700 Oak Industrial Drive, Grand Rapids, MI 49505, Attention: Customer Service. Information regarding the claimed defect and date of purchase of the product must be provided. Any defective product must be returned postage or freight prepaid to Kape & Vogt. THIS LIMITED WARRANTY CONSTITUTES THE ONLY WARRANTY FOR THE PRODUCTS AND ALL OTHER WARRANTIES OR REPRESENTATIONS, EXPRESS OR IMPLIED, BY OPERATION OF LAW OR OTHERWISE, INCLUDING BUT NOT LIMITED TO ANY IMPLIED WARRANTY OF MERCHANTABILITY OR FITNESS FOR A PARTICULAR PURPOSE, ARE HEREBY EXPRESSLY DISCLAIMED. THIS LIMITED WARRANTY CONSTITUTES THE SOLE REMEDY AVAILABLE WITH REGARD TO ANY DEFECTIVE PRODUCTS. KAPE & VOGT SHALL NOT BE LIABLE FOR ANY INCIDENTAL, INDIRECT, CONSEQUENTIAL OR SPECIAL DAMAGES, INCLUDING WITHOUT LIMITATION, LOSS OF TIME, INCONVENIENCE, OR LOST REVENUES OR PROFITS.

Copyright © 2006 Kape & Vogt, all rights reserved.
 Standard KV Commercial Warranty (Rev No.2, 9/23/05)



KAPE & VOGT

2700 Oak Industrial Drive NE Grand Rapids, MI 49505
 800.253.1561 • 616.459.3311 • fax 616.459.3290 www.kv.com

Patents Pending